

## e-Learning Classes for 2016 - Update

5 November 2015

Dear parents, whanau and caregivers

In this letter you will find an update on e-Learning classes for 2016 and about the iPads and apps that will be needed for those classrooms.

### Numbers and ballot

We are pleased to announce that we are able to cater for all our year 6, 7 and 8 students next year.

In the year 4 and 5 area we had a lot of requests, so we had to go to ballot for this class. Priority for spaces were given to students who are currently in e-Learning this year. Any parents whose children have been affected by a ballot, have been notified by phone.

We also put out expressions of interest for any students in year 3 for 2016, but we did not have enough students confirmed to go ahead with this.

### iPad Options

Some parents have been asking for help in choosing the right iPad for their children for next year. Below you will find some information on the options that are out there and the Apps that are required for the iPads.

There are several iPad options with different storage capacity and different prices. The only thing we ask is that it is not an iPad mini as the screen size is too small for regular use by our students. In terms of storage size, we recommend 32GB (if available in the model you choose). We have found that the 16GB fills up fast and children have had to delete photos etc. regularly. However, this can be managed if cost is an issue. In case you are asked whether you want the 3G (cellular) option or the one with Wi-Fi only, then **Wi-Fi only is perfectly fine and preferred**. The cost for the wifi models are lower and it ensures that students only access the internet when at school, through our filters.

### iPad accessories/insurance

All iPads must have a sturdy cover when they are brought to school. There are large varieties of these at different prices. I recommend one that covers the corners of the iPad as well as the back and screen.

Keyboards and stylus pens are completely optional. Some children prefer to use them and some prefer not to. We generally find that most stop using them as the novelty wears off!

The school does not have insurance for students' personal iPads. We recommend you look into this in case of damage or theft.

## Apps for iPads

Attached you will find a list of Apps that we ask are on the iPads ready to go on day one of school. Some are paid apps, some may be free depending on the iPad you have and some are free. Please note that some of the free apps also have paid versions, however the free version is perfectly fine.

Throughout the year, teachers may ask you to download some more apps. These will mostly be free ones, but occasionally you may need to purchase some apps or download things such as e-books. We will aim to keep the cost of these to a minimum.

## Setting up an Apple ID/iTunes Store Account

An Apple ID is your user name for everything you do with Apple: It allows you to shop in the iTunes Store, enable iCloud on all your devices, buy from the Apple Online Store, access the Apple Support website, and more.

iTunes is a free application for your Mac or PC. It lets you organise and play digital music and video on your computer. It can automatically download new music, app, and book purchases across all your devices and computers.

To purchase and download from the iTunes Store, you'll need to have an [Apple ID](#) – even if the product (e.g. app) is a free one. If you don't have an Apple ID, you will need to create one before you can begin using the iTunes Store. Having an Apple ID is important if you have any Apple products.

If you are not sure how to set up your Apple ID/iTunes store account, I suggest you first Google “How to set up an Apple ID”. The first item in your search should be one titled “[iTunes: How to set up an iTunes Store account \(Apple ID\)](#)”. This site has instructions on how you can go about doing this.

*It is **essential that the username and password for this ID is kept private from your children.** Your children should not have access to this as it can contain your credit card information and it is easy for children to spend money without sometimes realising they are doing so. We cannot emphasise this point enough!*

We have also provided you with some information regarding setting up restrictions on your child's iPad. You can read about these, by [clicking here](#).

Please feel free to make a time to come in for a chat or call or email me if you need any help or have any questions.

Kind regards

Edeh Nobari  
Deputy Principal

**Paid apps - Prices are a guide, as they may change**



**Inspiration Maps**  
\$12.99



**Book creator**  
\$6.49



**Explain Everything**  
\$4.99



**iStopMotion for iPad**  
\$12.99

**Free Apple apps - These are free on newer iPads, but depending on how old your iPad is, they may be paid apps**



**Garageband**



**Keynote**



**Pages**



**iMovie**

**Free apps - There may be paid versions of these apps available, however, the free version is fine for our purposes**



**Google Drive**



**Google Docs**



**Google Sheets**



**Google Slides**



**Chrome**














**Gmail**







**Kindle**



**Reomations**

			
Educreations	Blogger	QR reader	Dictionary
			
Showme	Prezi	Calculator for iPad	Dropbox
			
Sock Puppets	Puppet Pals	Puppet Pals 2	Pic Collage
			
Geoboard	Telling time	Zap zap fractions	Penguin jump maths



			
Number frames	Number pieces	Thinking blocks fractions	Thinking blocks ratios
			
Thinking blocks addition	Thinking blocks multiplication	Maths vocabulary cards	Pattern shapes
			
Tellagami	Fotobabble	Novation Launchpad	Movenote
			
Mathletics			